



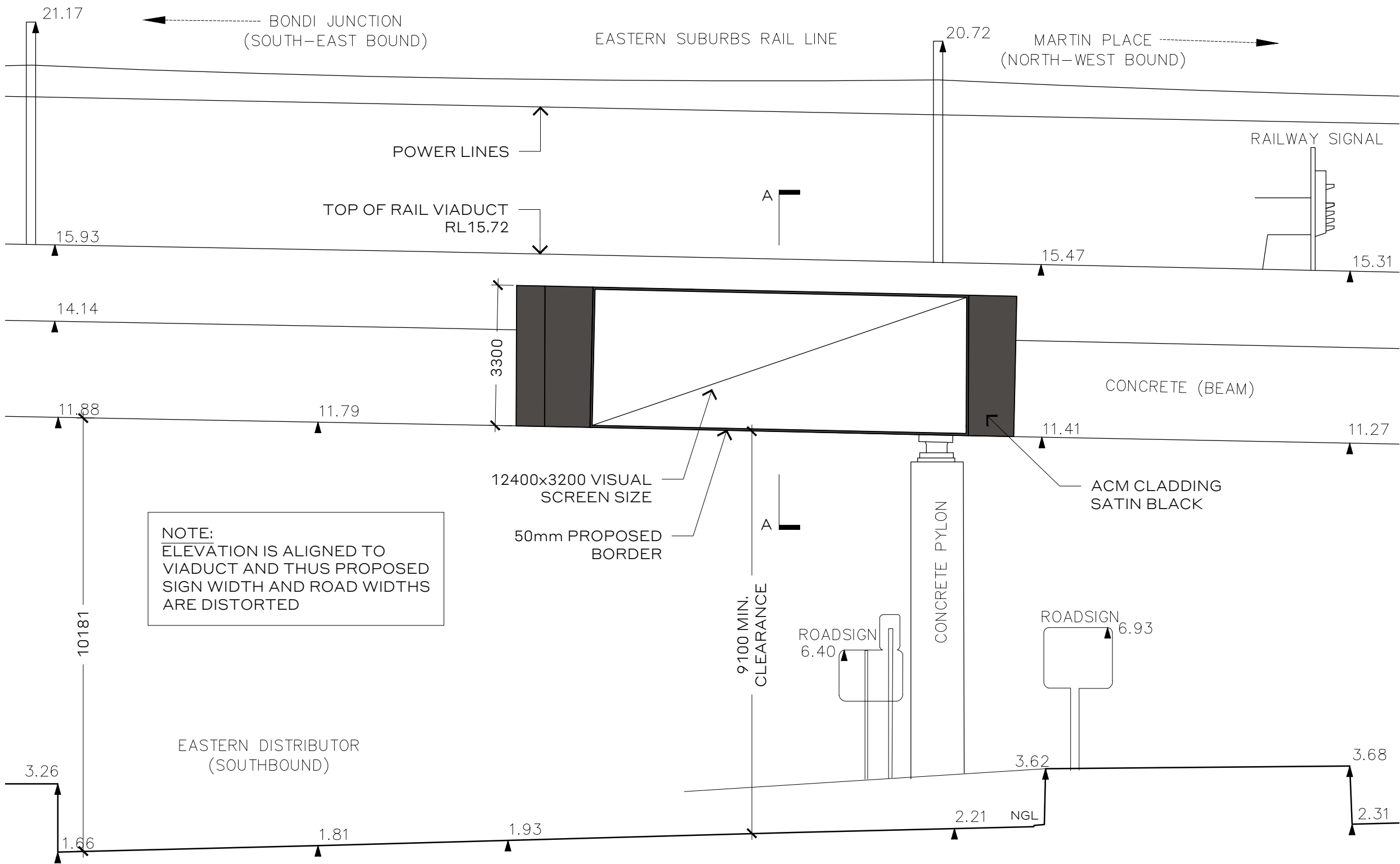
LOCATION PLAN -  
AERIAL PHOTO

NTS

LOT OWNERSHIP INFORMATION			
LOT	DP	OWNER (FIRST SCHEDULE)	NOTES
3	1018485	RAIL CORPORATION NSW	LOT IS LIMITED IN STRATUM
8,10	1018485	ROADS AND TRAFFIC AUTHORITY NSW	LOT IS LIMITED IN STRATUM

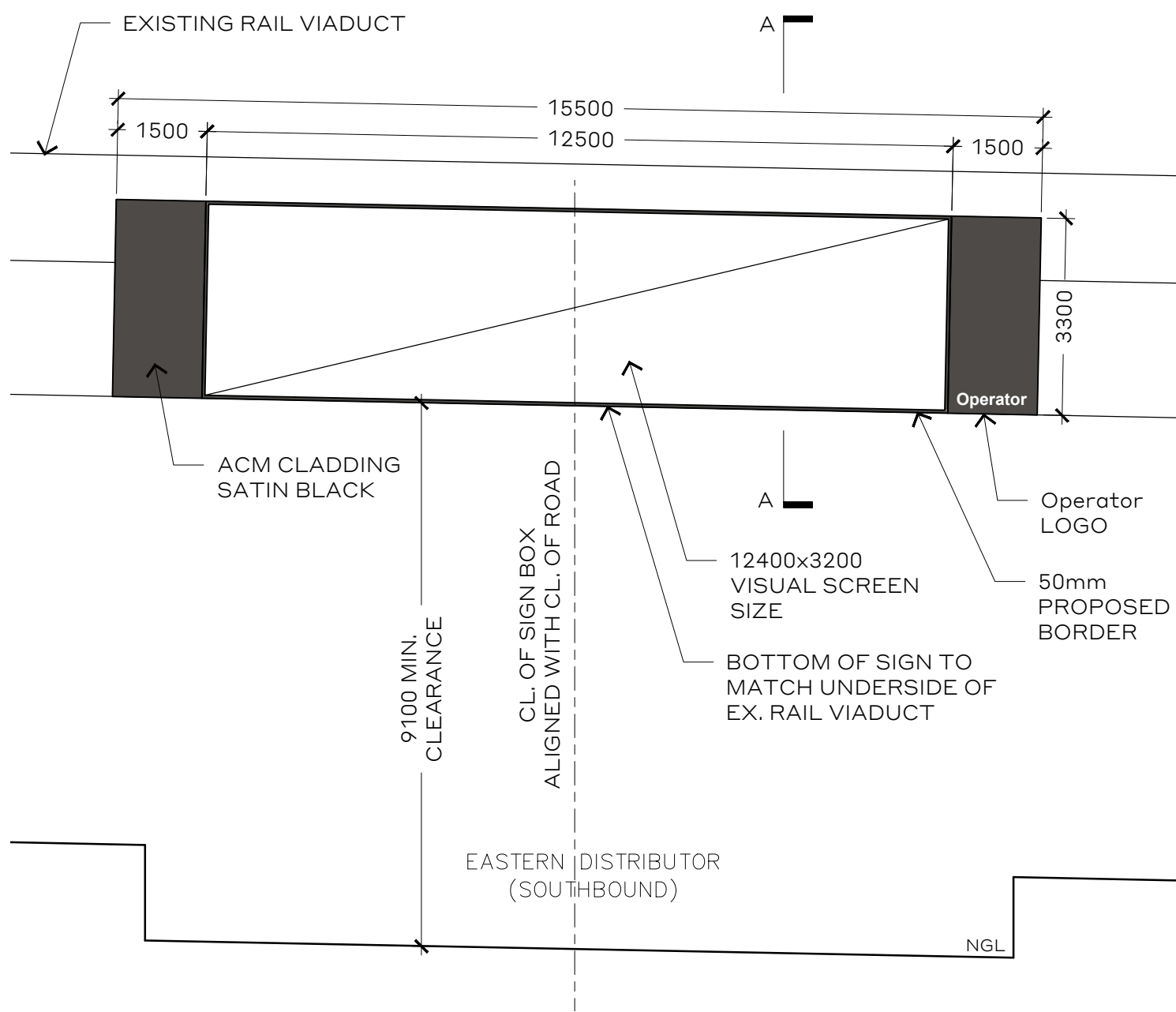
SITE PLAN

SCALE 1:200 @ A1



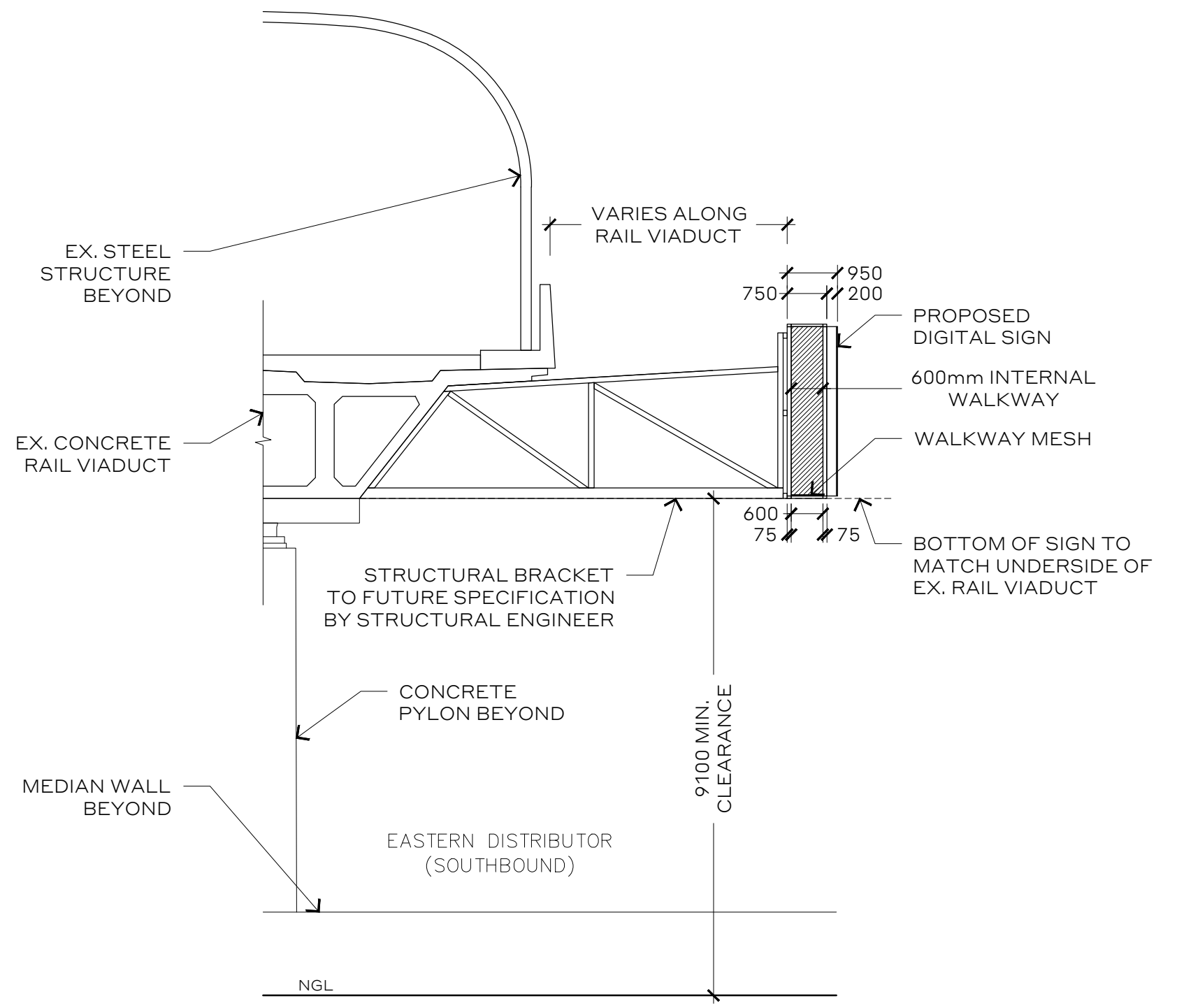
NORTH EAST ELEVATION

SCALE 1:100 @ A1



FRONT ELEVATION

SCALE 1:100 @ A1



SECTION A-A

SCALE 1:100 @ A1

NOT FOR CONSTRUCTION

ETHOS  
URBAN

Ethos Urban Pty. Ltd.  
ABN 13 615 087 931 ACN 615 087 931  
www.ethosurban.com  
173-185 Sussex Street Sydney NSW 2000  
t +61 2 9956 6962

DISCLAIMER

This drawing shall only be used for the purpose for which it was commissioned. Unauthorised use of the drawings is prohibited. Do not scale this drawing. Use only figured dimensions. Report any discrepancy to the Architect or Urban Designer for clarification prior to the commencement of any work.

LEGEND / NOTES

- Site boundary
- Photomontage location
- Proposed sign (NTS)

- ACM Aluminium composite material
- CL Centre line
- EX Existing
- LIS Limited in stratum

ISSUE	DATE	REVISION	REVISION BY	APPROVED BY
A	10.11.20	Issue to DPIE	PN	SM
DA ISSUE TO DPIE				

PROJECT

DOOH Development Applications  
Prepared for Sydney Trains

SCALE  
AS SHOWN @ A1

DRAWING

Site Plan & General Arrangement  
Site 1 - Woolloomooloo

A-1.1  
/A

JOB NO.	DWG NO.	ISSUE	DATE	DRAWN BY
2200249	A-1.1	A	10.11.20	PN





LOCATION PLAN -  
AERIAL PHOTO

NTS



PHOTOMONTAGE - VIEW 1

View from pedestrian footbridge looking south



PHOTOMONTAGE - VIEW 2

View from Palmer Street looking south east

NOT FOR CONSTRUCTION

DISCLAIMER

This drawing shall only be used for the purpose for which it was commissioned. Unauthorised use of the drawings is prohibited. Do not scale this drawing. Use only figured dimensions. Report any discrepancy to the Architect or Urban Designer for clarification prior to the commencement of any work.

LEGEND / NOTES

- Site boundary
- Photomontage location
- Proposed sign (NTS)

- ACM Aluminium composite material
- CL Centre line
- EX Existing
- LIS Limited in stratum

ISSUE	DATE	REVISION	REVISION BY	APPROVED BY
A	10.11.20	Issue to DPIE	PN	SM
DA ISSUE TO DPIE				

PROJECT

DOOH Development Applications  
Prepared for Sydney Trains

SCALE  
AS SHOWN @ A1

DRAWING

Location Plan & Photomontages  
Site 1 - Woolloomooloo

A-1.2  
/A

JOB NO.	DWG NO.	ISSUE	DATE	DRAWN BY
2200249	A-1.2	A	10.11.20	PN